

# RIO STOCK TRADING USD

1 July 2025

## MANAGER COMMENTS



RIO Stock Trading USD gained 0.58% in June. It was Groundhog Day again because as we moved through June, I sold several equity positions taking the profits back to safety, the strategy of moving to cash has yet again been proven to be prudent. The account has reported five consecutive gaining years since its launch, and during this period has produced a net gain of 257.94%. This investment has certainly proven its worth, recording 60 gaining months and just 8 losing months since launch. It's this lack of volatility and constant upward growth which has made it a favourite with members.

Market comment - Middle Eastern tensions have settled into an uncomfortable US-brokered ceasefire for now, allowing crude oil to fall below US\$70/bbl. The US Federal Reserve is keeping to a wait-and-see stance, as much uncertainty remains over Washington's trade policies.

While we remain optimistic about equities in the next 12 months, investors ought to focus on building resilient portfolios through diversification to ride through the near-term uncertainties.

## INVESTMENT OBJECTIVE

RIO Stock Trading USD is for the seasoned and experienced investor only; ideally an investor who already has a sizeable portfolio. It is not suitable for, nor aimed at, novice investors. The product was created at the request of members who have portfolios with The RIO Club valued in excess of \$2 million.

This is a very high-risk investment which is focused predominately on equities; it is designed for those who can accept a higher degree of risk in exchange for the possibility of a higher return. Given that it is a higher risk product, it is not for those looking for a simple steady or constant return; it is in fact expected and accepted that an investment of this nature would be very likely to see volatility.

The above being so, RIO Stock Trading USD is not for a cautious investor, nor is it for members who cannot accept the potentially substantial swings in the value of their investment. The aggressive trading could substantially reward the right type of member; a person who is ready to accept additional risks.

## INFORMATION

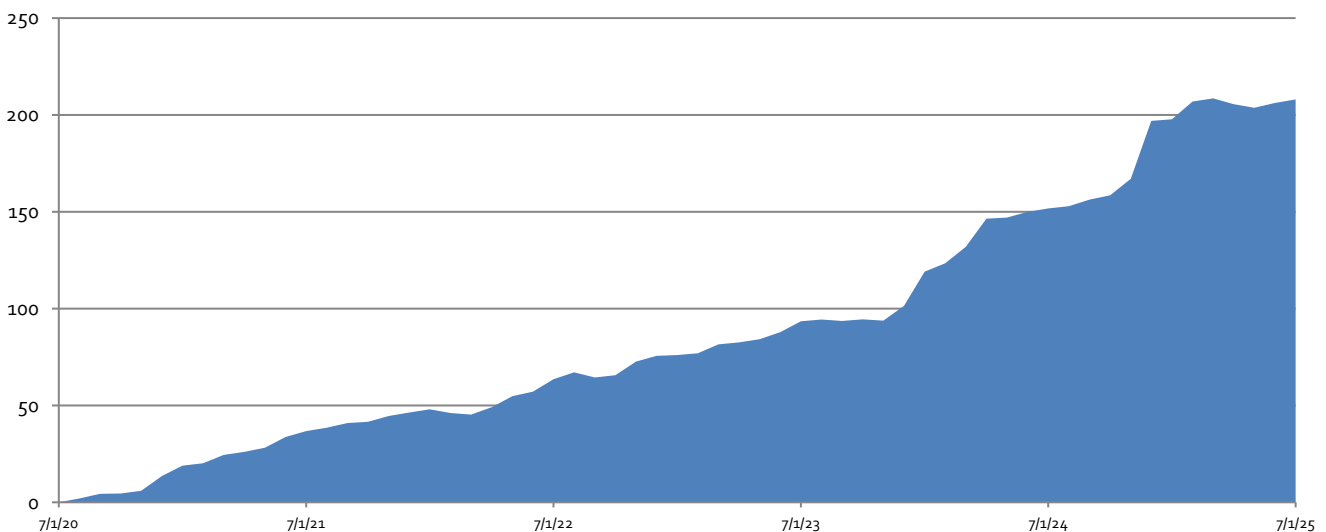
NAV	357.94
Launch Date	December 2019
Investment Manager	William Gray
Currency	USD
Minimum Investment	10,000
Membership Charge	700
Service Fee	0.25% pa
Performance Fee	5.00%
Dealing Frequency	Monthly

## INVESTMENT MANAGER

RIO's Investment Manager has vast experience having designed , launched and managed several Government licensed mutual funds over the past two decades. He has actively traded stocks, bonds, currencies and commodities with some degree of accuracy. A proven track record combined with all the advantages of an experienced multi asset fund manager.

PERFORMANCE	YTD	1m	6m	1Yr	2Yr	3Yr	5Yr	S/L
	3.43	0.58	3.43	22.35	59.20	88.27	207.98	257.94

## CUMMULATIVE PERFORMANCE (Since Launch)



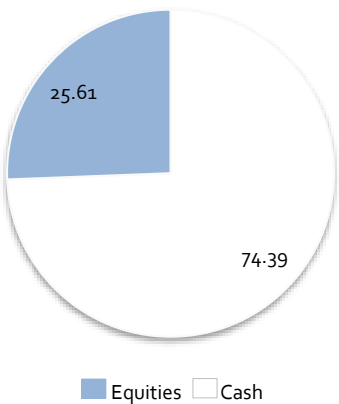
This document is not an offer of investment. Subscriptions for shares can only be made on the basis of the current literature and The RIO Club operates strictly on a referral only basis. Past performance is not a guide to future performance and there can be no assurance that the investment objective(s) will be met. The value of investments and the income from them can fall as well as rise and is not guaranteed. Investors may not get back the full amount invested. This investment is high risk and is very likely to experience volatility, it is designed for members who accept a high level of risk for a potential high gain over the mid to long term. Changes in the rates of exchange between currencies may cause the value of investments to diminish or increase. Current tax levels and reliefs may change and depending on individual circumstances this may affect the investment return. For further information please refer to the terms and conditions.

# RIO STOCK TRADING USD

1 July 2025



## ASSET ALLOCATION (%)



## VOLATILITY & RISK (24 Months)

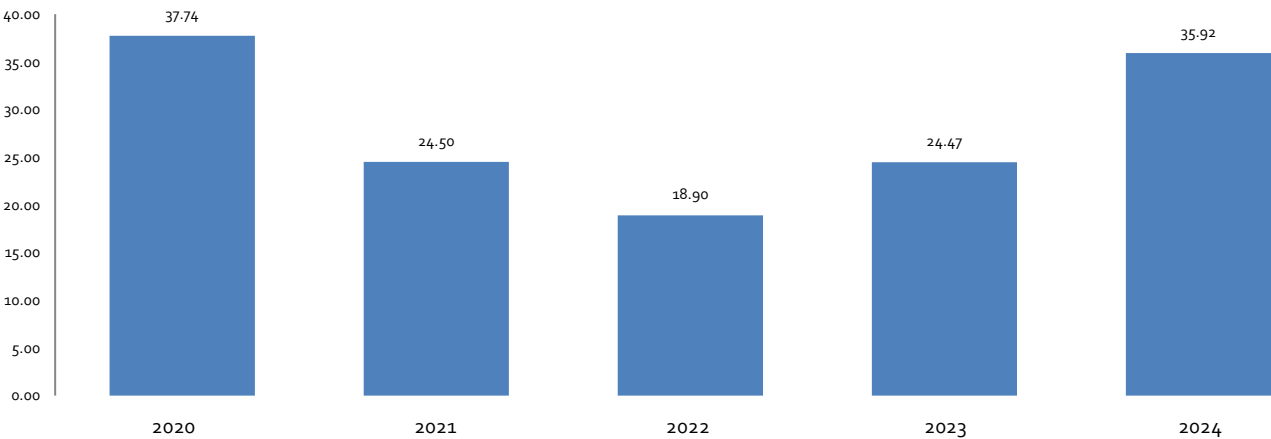
Annualised Volatility	14.46%
Return for Period	59.20%
Best Monthly Return	11.20%
Worst Monthly Return	-0.98%
Risk / Reward Ratio	58.02:1

The risk/reward calculation is a division of net profit (the reward) by the price of your maximum risk. Any investor should determine their acceptable risk, but it is always best to be more conservative with risk than aggressive with reward.

## MONTHLY PERFORMANCE FIGURES (%)

	2019	2020	2021	2022	2023	2024	2025
January		1.16	1.09	-1.28	0.51	1.98	3.09
February		-0.25	3.53	-0.56	2.62	3.78	0.51
March		1.07	1.30	2.58	0.55	6.30	-0.98
April		1.10	1.72	3.84	0.93	0.21	-0.58
May		11.02	4.30	1.48	1.96	1.21	0.81
June		1.20	2.25	4.13	2.97	0.69	0.58
July		1.96	1.32	2.14	0.46	0.47	
August		2.35	1.71	-1.59	-0.36	1.32	
September		0.16	0.45	0.73	0.43	0.89	
October		1.40	2.12	4.21	-0.34	3.27	
November		7.11	1.28	1.72	3.90	11.20	
December	0.32	4.73	1.11	0.24	8.78	0.29	

## PERFORMANCE FOR CALENDER YEARS (%)



This document is not an offer of investment. Subscriptions for shares can only be made on the basis of the current literature and The RIO Club operates strictly on a referral only basis. Past performance is not a guide to future performance and there can be no assurance that the investment objective(s) will be met. The value of investments and the income from them can fall as well as rise and is not guaranteed. Investors may not get back the full amount invested. This investment is high risk and is very likely to experience volatility, it is designed for members who accept a high level of risk for a potential high gain over the mid to long term. Changes in the rates of exchange between currencies may cause the value of investments to diminish or increase. Current tax levels and reliefs may change and depending on individual circumstances this may affect the investment return. For further information please refer to the terms and conditions.